

The Passive House Case for Building Performance Standards



Benjamin Silverman

CPHC, LEED AP: BD+C

Agenda

- Introduction to BPS
 - Policy Comparison
- Passive House and BPS
 - Principals
 - Targets
- BPS Policy Development
- National BPS Coalition
- Key Takeaways



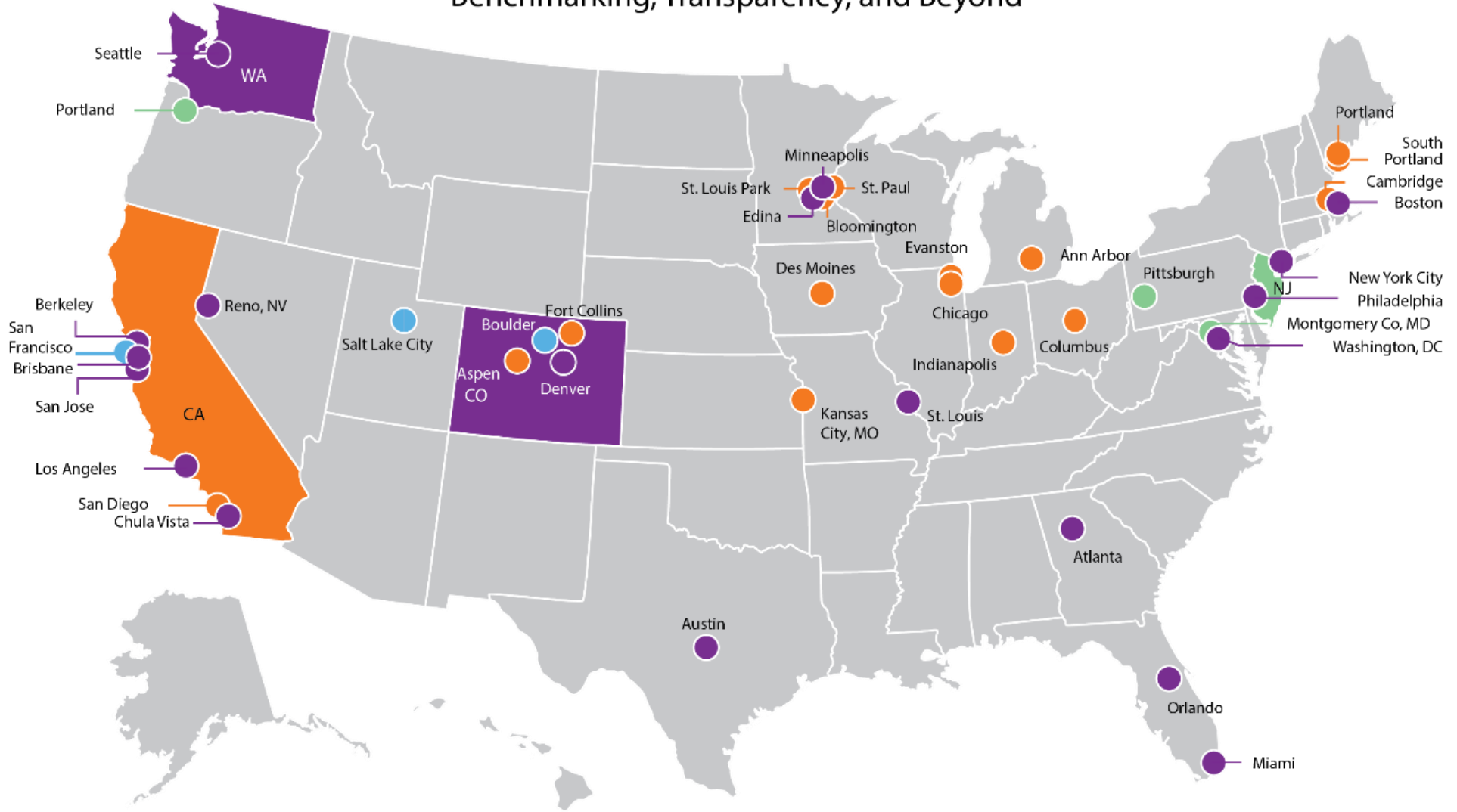
Building Performance Standard Overview

Building Performance Policy Landscape

Types of Building Performance Policy

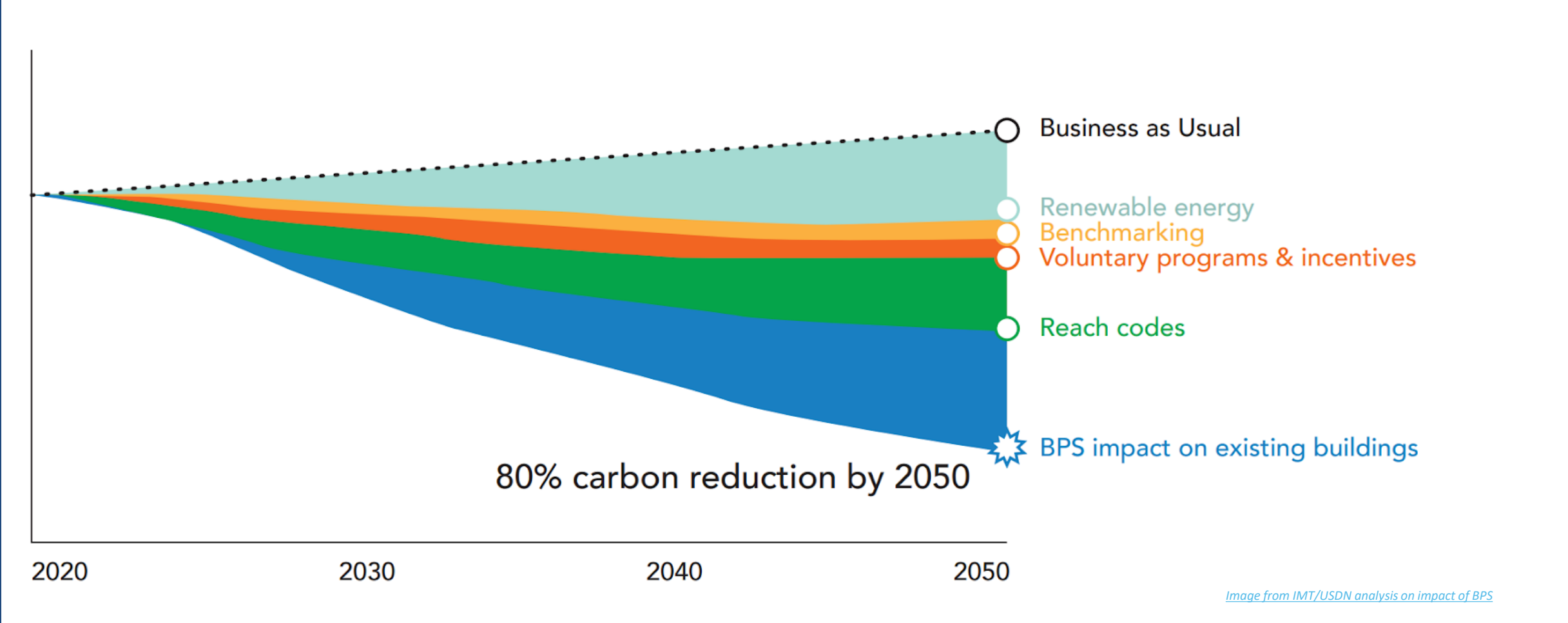
Type	Description
Building Codes	<ul style="list-style-type: none">• Sets standards for building design and construction for primarily new buildings and major renovations
Benchmarking and Transparency	<ul style="list-style-type: none">• Requires owners to report their annual energy performance to the government which publishes a subset of that info for the public
Audit Requirement	<ul style="list-style-type: none">• Requires owners to conduct an energy audit identifying opportunities to improve building performance
Tune-up Requirement	<ul style="list-style-type: none">• Requires owners to identify and correct operational inefficiencies through low- and no-cost repairs and adjustments
Building Performance Standard	<ul style="list-style-type: none">• Requires buildings to meet a minimum threshold of performance

U.S. City, County, and State Policies for Existing Buildings: Benchmarking, Transparency, and Beyond



- Benchmarking required for public and commercial buildings
- Benchmarking required for public, commercial, and multifamily buildings
- Benchmarking and additional actions required for public and commercial buildings
- Benchmarking and additional actions required for public, commercial, and multifamily buildings

BPS A Companion Tool for Climate Action





What is a Building Performance Standard (BPS)?

- The most powerful tool to improve the performance of existing buildings
- Sets minimum performance requirements for buildings expressed in objective numeric metrics (e.g. x kBTU/year/sq. ft.)
- Applies to some or all buildings over a certain size
- Date certain deadlines for meeting requirements
- Different from and a complement to building codes

What makes Building Performance Standards Different?

Requires Improvement Across a Wide Range of Buildings

Yields Deep Retrofits at Scale

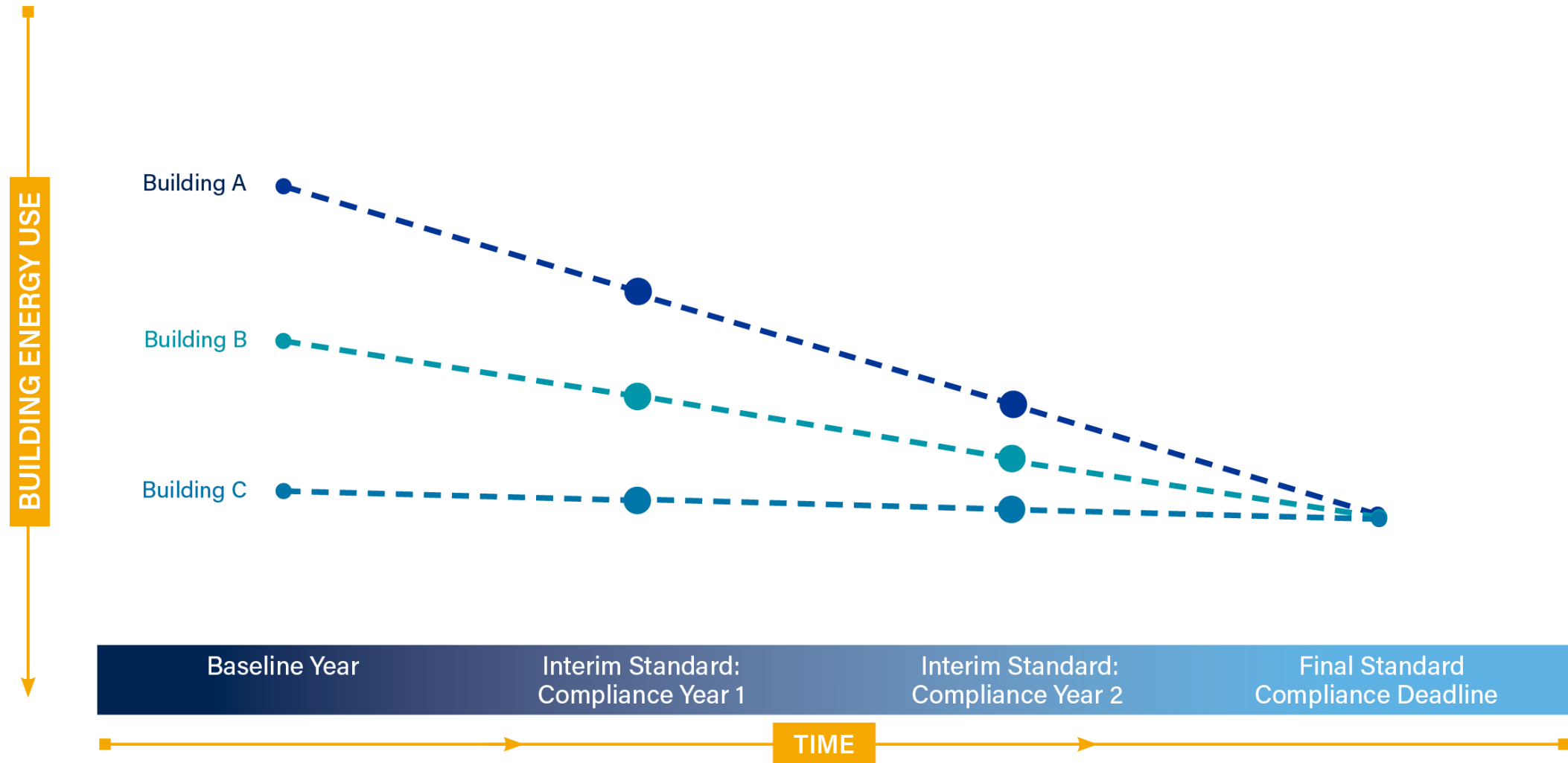
Drives Private Value, Creating Investment in Private Buildings

Provides Comprehensive Approach to Performance

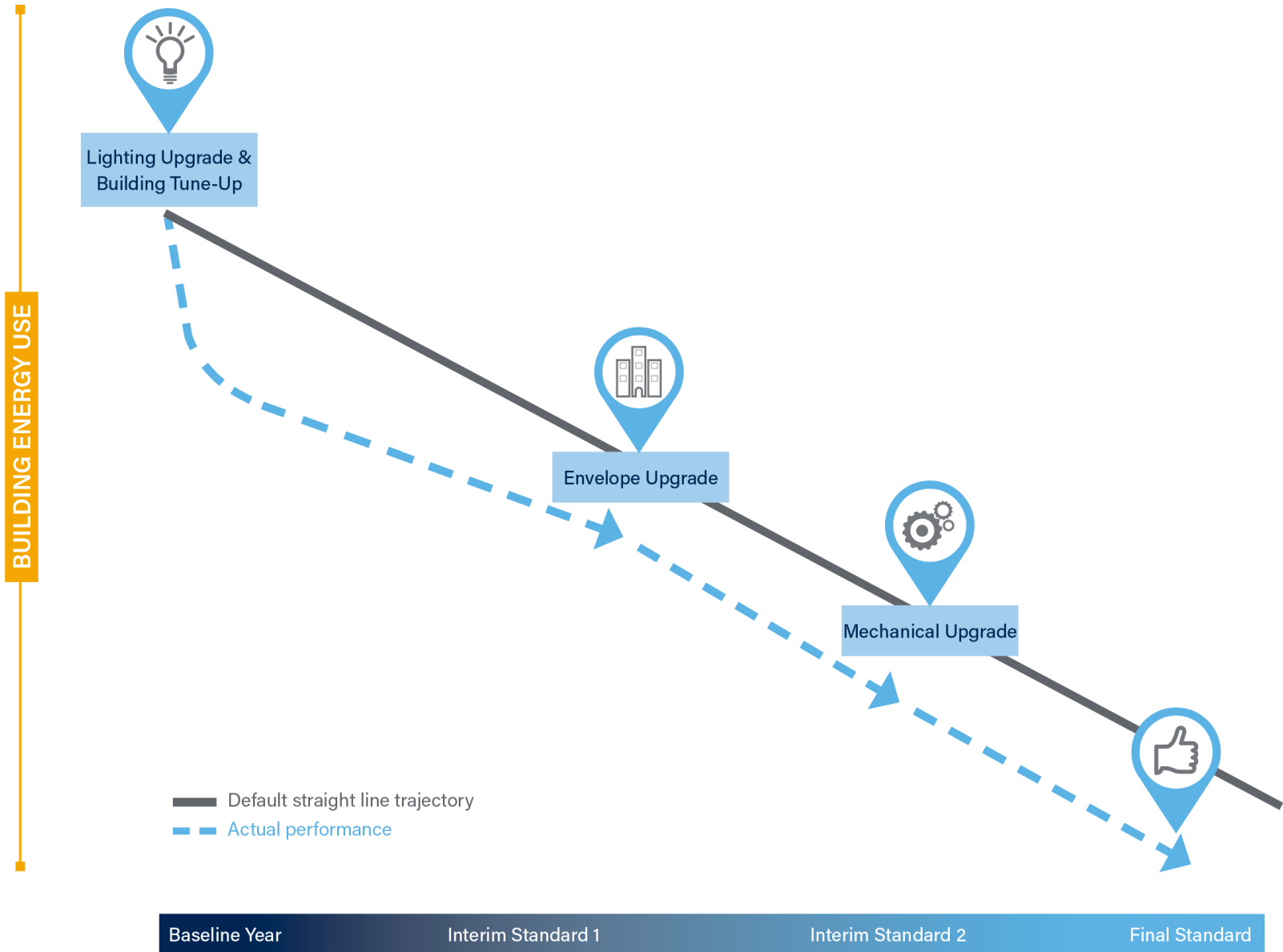
Balances Flexibility and Immediate Action

Sends Long-Term Signal

IMT's BPS Trajectory Approach: Final and Interim Standards for 3 Office Buildings



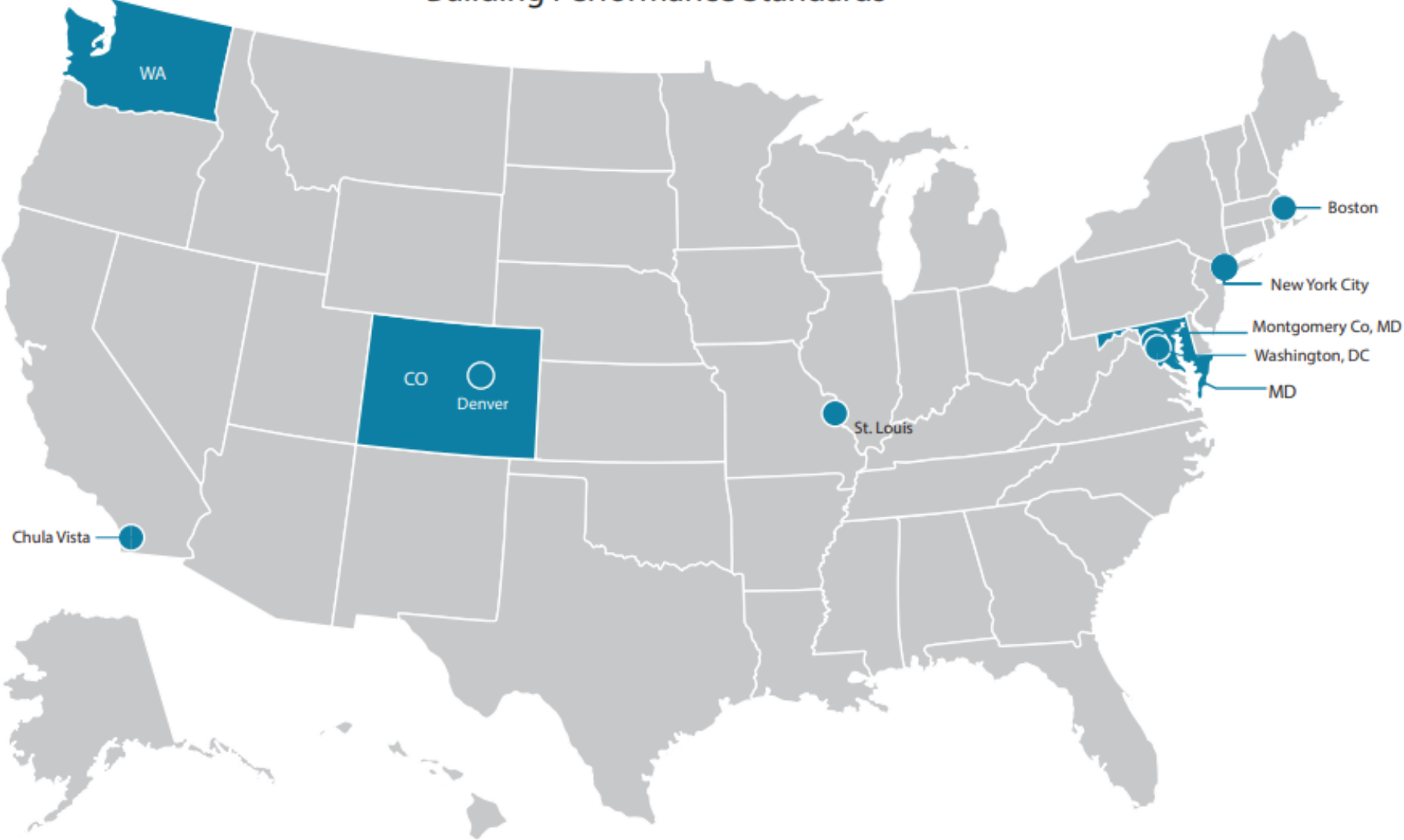
Encourages Continuous Upgrades



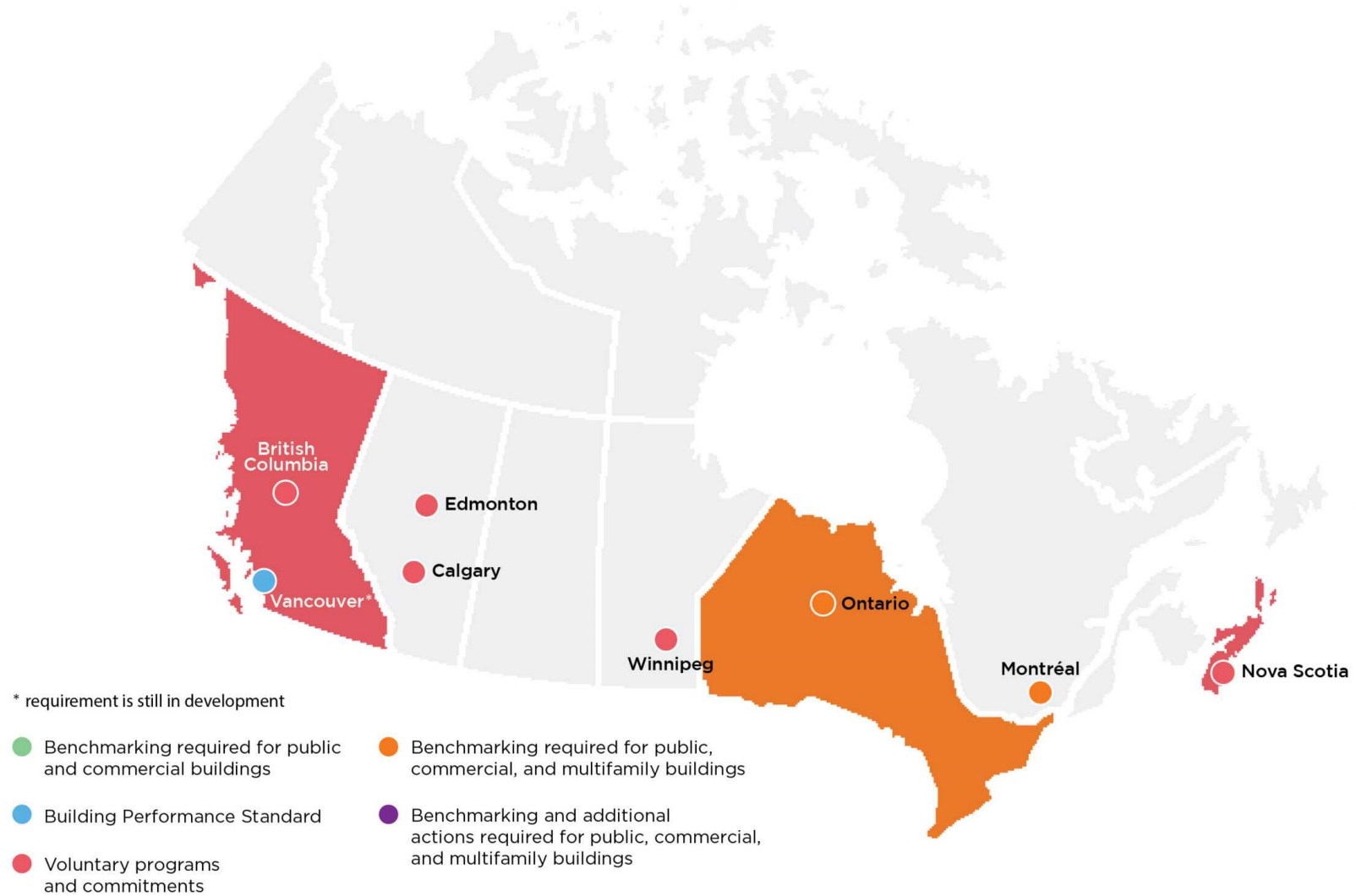


Building performance standards set performance targets that buildings must meet and it is on owners to explore energy conservation measures to meet those targets.

U.S. City and State Policies for Existing Buildings: Building Performance Standards



Canadian Policies for Existing Buildings: Benchmarking, Transparency, and Beyond



BPS Type 1: Standards recalculated every 4-5 years



DC BEPS

Covers Comm, MF $\geq 10,000$ sf

Metric: ENERGY STAR Score;
source and site EUIs for certain
buildings

Performance, prescriptive, and
alternative compliance paths



St. Louis BEPS

Covers Comm, MF $\geq 50,000$ sf

Metric: Site EUI

Performance and custom
compliance paths



Washington Clean Buildings Standard

Covers Comm, MF $\geq 20,000$ sf

Metric: Site EUI

Performance path and custom
compliance path based on life-
cycle cost analysis

BPS Type 2: Long-term, GHG-based standards



New York City

Covers: Comm, MF \geq 25,000 sf

Metric: Annual GHG emissions

Deadlines begin in 2024 & get stricter every 5 years until 2050



Boston

Covers: Comm, MF \geq 20,000 sf

Metric: Annual GHG emissions

Standards deadlines: Begin in 2025 and get stricter every 5 years until 2050

BPS Type 3: Trajectory Approach



IMT Model Ordinance

Compatible with any metric except ENERGY STAR Score

Sets final, long-term standards for each building type

Buildings have individual trajectory with interim standards



Denver BPS

Covers Comm, MF \geq 25,000 sf

Metric: Site EUI

Performance, prescriptive, and custom compliance paths



Montgomery County, MD

Covers Comm, MF \geq 25,000 sf

Metric: Site EUI

Performance and custom compliance paths



Passive House and BPS

BPS and Passive House Alignment



- Both PHIUS Certification and Building Performance Standards sets high performance targets
- Both PHIUS and Building Performance Standards encourage building owners, managers, and designers to explore and innovate different strategies to achieve targets
- Both cover the same buildings, existing and new construction
- Both PHIUS and Building Performance Standards have the same goals;
 - Climate Action
 - Building Decarbonization
 - Energy Efficiency
 - Occupant Health and Comfort
 - Energy Cost Savings

Comparison Case Example

- 11 jurisdictions have adopted BPS to date. Some use energy use intensity, greenhouse gas intensity, or have yet to establish their performance metric.
- Compared the same large multifamily or commercial building's PHIUS performance criteria to the BPS standards in Boston and Vancouver .

Phius 2021 Performance Criteria Calculator v3.1		
UNITS:	IMPERIAL (IP) ▾	
BUILDING FUNCTION:	RESIDENTIAL ▾	
PROJECT TYPE:	NEW CONSTRUCTION ▾	
STATE/ PROVINCE	MASSACHUSETTS ▾	
CITY	BOSTON LOGAN INT ARI ▾	
Envelope Area (ft²)	9,408.0	
iCFA (ft²)	47,000.0	
Dwelling Units (Count)	50	
Total Bedrooms (Count)	100	
Space Conditioning Criteria		
Annual Heating Demand	5.2	kBtu/ft ² yr
Annual Cooling Demand	8.8	kBtu/ft ² yr
Peak Heating Load	4.6	Btu/ft ² hr
Peak Cooling Load	3.6	Btu/ft ² hr
Source Energy Criteria		
Phius CORE	4100	kWh/person.yr
Phius ZERO	0	kWh/person.yr

Boston BPS Comparison

Boston's BPS established greenhouse gas intensity targets by building typology that ratchet down to zero carbon over time.

PHIUS Heating Demand Limit (kBtu/ft ² yr)	PHIUS Annual Heating Demand Limit (kg/ft ² yr) NG Conversion	Boston BPS Total Emissions Target in 2030 (kg/ft ² yr)	Boston BPS Total Emissions Target in 2040 (kg/ft ² yr)
5.2	0.28	2.4	1.1

A PHIUS certified building would use approximately 1/9 in 2030 and 1/4 in 2040 of its BPS emissions limit on heating. Boston buildings normally use 65% of its energy on heating.

BUILDING USE	2025-2029	2030 - 2034	2035 - 2039	2040-2044	2045-2049	2050 -
Assembly	7.8	4.6	3.3	2.1	1.1	0
College / University	10.2	5.3	3.8	2.5	1.2	0
Education	3.9	2.4	1.8	1.2	0.6	0
Food Sales and Service	17.4	10.9	8.0	5.4	2.7	0
Healthcare	15.4	10.0	7.4	4.9	2.4	0
Lodging	5.8	3.7	2.7	1.8	0.9	0
Manufacturing / Industrial	23.9	15.3	10.9	6.7	3.2	0
Multifamily Housing	4.1	2.4	1.8	1.1	0.6	0
Office	5.3	3.2	2.4	1.6	0.8	0
Retail	7.1	3.4	2.4	1.5	0.7	0
Services	7.5	4.5	3.3	2.2	1.1	0
Storage	5.4	2.8	1.8	1.0	0.4	0
Technology / Science	19.2	11.1	7.8	5.1	2.5	0

Vancouver BPS Comparison

PHIUS Annual Heating Demand Limit (kBtu/ft ² yr)	Vancouver's BPS Heat Energy Limit – 2040 (kBtu/ft ² yr)
5.6	7.9

Vancouver's BPS has two metrics of performance, a carbon pollution limit and a heat energy limit.

In 2026 office buildings must meet a GHG limit from onsite combustion of 25 (kg/ft²yr).

In 2040 office and retail buildings must meet a GHG limit from onsite combustion of 0 (kg/ft²yr). Furthermore they must meet a heat energy limit from all heating sources of 7.9 (kBtu/ft²yr).

A PHIUS office or retail building would have an annual heating demand limit 40% less than the BPS heat energy limit



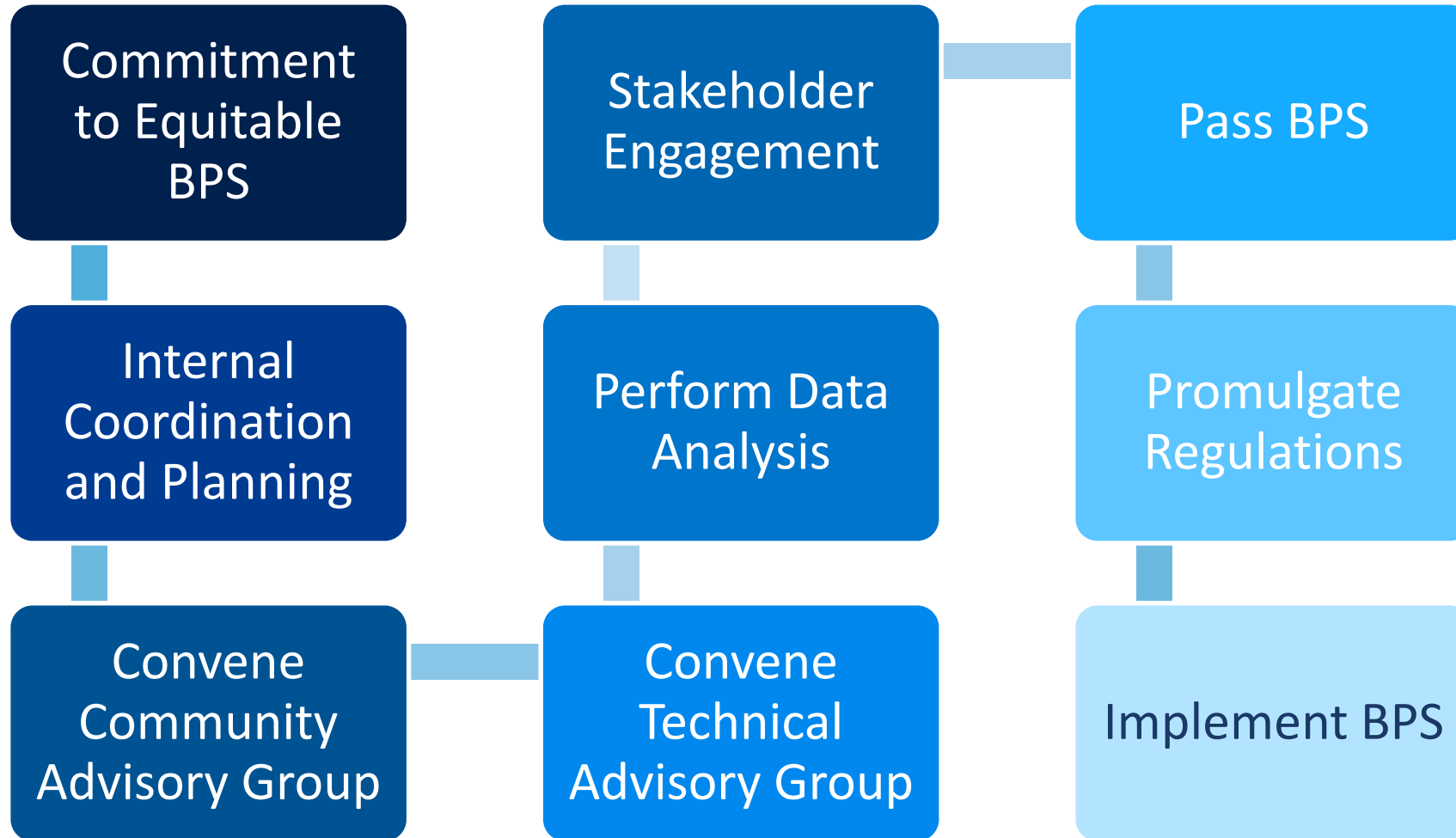


Passive House design principles are in many cases the best strategies for buildings to meet the requirements of their local building performance standards.

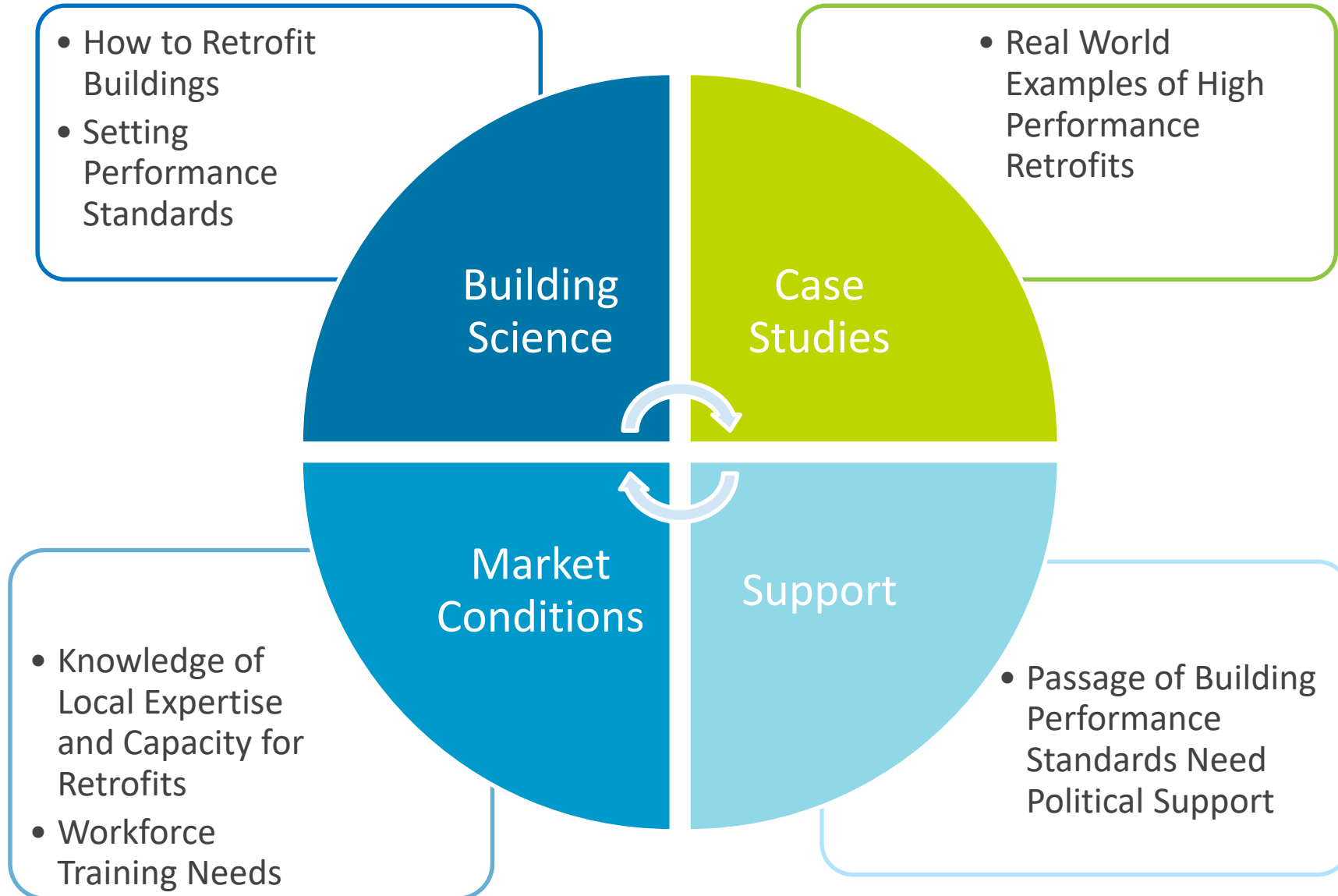


BPS Policy Development

BPS Roadmap



Contributions of Passive House Professionals





Passive House professionals can be leading stakeholders in developing building performance standards, setting their targets, and supporting their passage.




National BPS Coalition

National Building Performance Standards Coalition


- President Biden and the White House Center on Environmental Quality launched the coalition in January 2022
- Nationwide group of [33 state and local governments](#) that have committed to inclusively design and implement equitable building performance standards and complementary programs by Earth Day 2024
- Federal agencies, including U.S. Department of Energy and Environmental Protection Agency providing technical assistance

National BPS Coalition [About](#) [Participants](#) [FAQs](#) [Contact Us](#)



About the National BPS Coalition

Launched by President Biden, the National Building Performance Standards Coalition comprises a nationwide group of state and local governments that have committed to inclusively design and implement building performance policies and programs in their jurisdictions.

THE WHITE HOUSE 

BRIEFING ROOM

FACT SHEET: Biden-Harris Administration Launches Coalition of States and Local Governments to Strengthen Building Performance Standards

JANUARY 21, 2022 • STATEMENTS AND RELEASES

National Building Performance Standards Coalition



Key Takeaways

- Building Performance Standards are the future of existing building decarbonization policy
- Building Performance Standards are likely to be adopted in dozens of major jurisdictions in the coming years
- Passive House buildings offer some of the best strategies for achieving compliance with BPS
- Passive House professionals have the know how to contribute to the development of these policies and setting the standards that jurisdictions needs

This is a **huge** opportunity for the Passive House movement and Passive House professionals that you can have a role in.



Ben.Silverman@IMT.org

Thank You

IMT.org/bps

